

Initial(s):

Name prefix:

Last name:

Dealer:

Branch:

Consultant:

Email:

Telephone number:

Customer:

Order number:

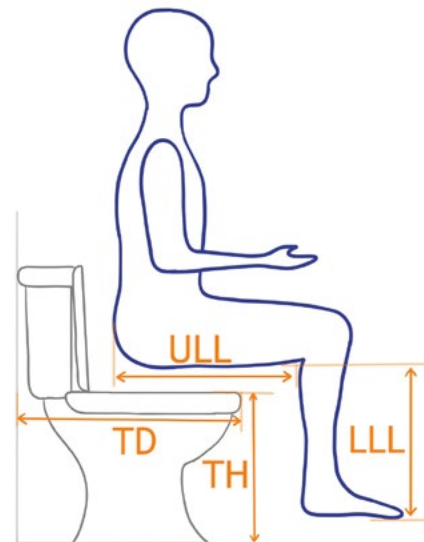
For a price indication, please combine the article numbers from the form with those in the price list. Is the required configuration not listed? Please contact us, we will be happy to look for a suitable solution.

For all fitting forms, go to: <https://www.lagooni.com/en/advisors-consultants/>

! Always choose one of the **orange** marked item numbers for a configuration that fits in the suitcase.

Overview drawing

ULL*	_____ / _____ cm	Upper leg length; back of the buttocks to the popliteal fossa (left/right) ≠ seat depth
LLL*	_____ / _____ cm	Lower leg length; popliteal fossa to the underside of the foot (without shoes) (left/right)
TH	_____ cm	Toilet height; floor to the top of the toilet
TD	_____ cm	Toilet depth; wall to the front of the toilet, recommended 70 cm
SH	_____ cm	Required seat height front side; floor to the top of the shower commode seat



*In case of amputation, measure to the end of the residual limb

Upholstery colour

Colour selection applies to Santo and Platilon only. Neoprene and Bisonyl are always supplied in black. If no colour is selected, Santo and Platilon will be supplied in black as standard.



Black



Grey




Red



Bright blue



Navy blue

 Always choose one of the **orange** marked item numbers for a configuration that fits in the suitcase.

Material Information

Material	Neoprene	Platilon	Santo	Bisonyl
Application	<ul style="list-style-type: none"> All upholstered components 	<ul style="list-style-type: none"> All upholstered components 	<ul style="list-style-type: none"> Closed seat Upholstered backrest without lateral support Armpads Footplates 	<ul style="list-style-type: none"> Backrest cover Calf strap
Softness	Very soft	Soft	Soft	Firm
Surface grip	High grip	Moderately smooth	Moderately smooth	Smooth
Service life*	± 3 years	± 3 years	± 5 years	± 10 years

*Highly dependent on usage and cleaning

Frame



Compact Pushmodell | CFRA05 + CFRA05P Compact Self-propelled | CFRA05ZR + CFRA05PZR


CFRA05 Frame Compact attendant-propelled model with height and back angle adjustment

CFRA05P Compact stainless steel legs for castors

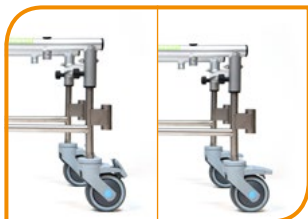
CFRA05ZR Frame Compact self-propelled model with height and back angle adjustment

CFRA05PZR Compact stainless steel legs for 20" wheels

AFRA11 Different frame colour, RAL nr.:

 Always choose one of the **orange** marked item numbers for a configuration that fits in the suitcase.

Wheels



CWIE4-100R



CWIE4-125R



CWIE20-100



CWIE24-125

CWIE4-100R

100 mm castors with brakes *seat height with 8 cm thick seat 52-59 cm*

CWIE4-125R

125 mm castors with brakes *seat height with 8 cm thick seat 55-62 cm*

CWIE20-100

20" Xcore wheels with 100 mm front wheels *seat height with 8 cm thick seat 53-60 cm*

CWIE24-125

24" Xcore wheels with 125 mm front wheels *seat height with 8 cm thick seat 54-61 cm*

Optional

AWIE10

Remove push rims

AWIE11

Mount push rims on wheels *not possible with 26" wheels*

CWIE02

Rubber slipcovers

CWIE12

Push rims with tetranops, left and right



Number of knobs per wheel:

- 5 pieces 6 pieces
 7 pieces 8 pieces

Brakes

Brake fitted



Brake removed



CREM01SET

CREM02SET

CREM06SET

Lever brakes, set

Extended brakes, set *Fold-down*

Scissor brakes, set

Seat

CZIT01

Seat custom made

Seat width: 40 42 44 46 cm (A)

Thickness: cm cm

Seat depth: cm (B)

Front

Back

Maximal 48 cm

Too much wedge or a seat that is too thick is not possible in the suitcase.

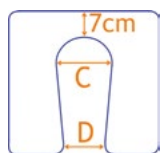
Material

- Neoprene
 Platilon
 Santo *only possible with a seat without opening*

Type opening

Seat without opening

Tapered



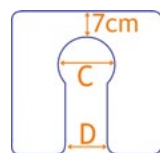
Dimensions opening:

C: cm

D: cm

Opening: Front Back

Keyhole



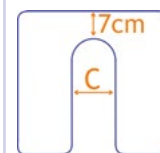
Dimensions opening:

C: cm

D: cm

Opening: Front Back

Straight slot

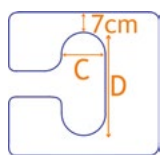


Dimensions opening:

C: cm

Opening: Front Back

Side-opening



Dimensions opening:

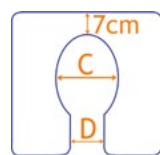
C: cm

D: cm

Opening: Left Right

X *Not always possible in the suitcase*

Ellipse



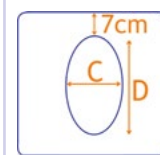
Dimensions opening:

C: cm

D: cm

Opening: Front Back

Middle

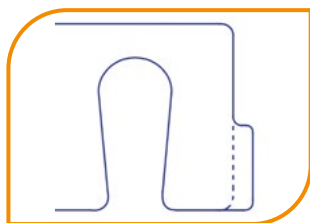


Dimensions opening:

C: cm

D: cm

Optional

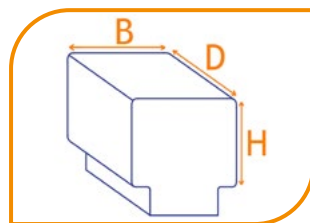


AZIT02

AZIT02

Transfer extension

Left Right Both



CZIT08

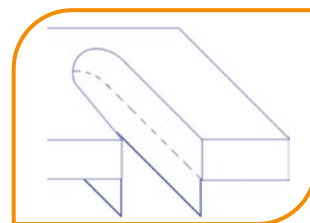
CZIT08

Abduction block (removable) *please specify dimensions and material*

Dimensions: W: cm Material: Neoprene

D: cm Platilon

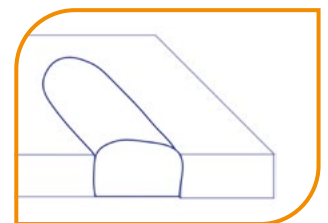
H: cm Santo



CTOO01SP

CTOO01SP

Splash guard Bisonyl, full opening




CZIT06

CZIT06

Filler cushion for toilet opening *Neoprene*

AZIT01E

Additional work will be charged in the case of non-standard seat dimensions

 Always choose one of the **orange** marked item numbers for a configuration that fits in the suitcase.

Backrest

The width of the backrest bracket is always the same as the seat width.



CRUG01



CRUG01-D



CRUG12



CRUG12-B

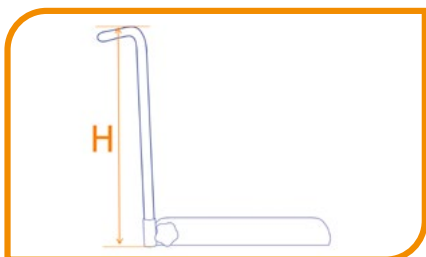


CRUG12-BZIJ

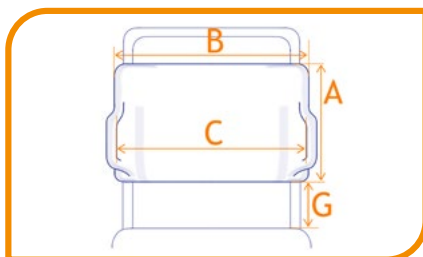


CRUG12-C

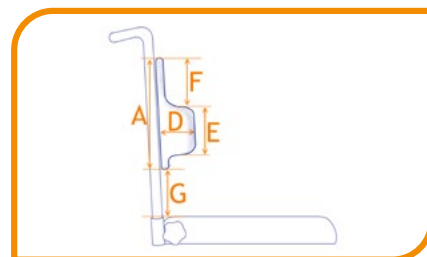
- CRUG01** Backrest bracket standard *H48 cm from the underside of the seat*
- CRUG01-M Backrest bracket custom made *please specify H or attach a drawing + dimensions*
H: cm
- CRUG01-D Backrest bracket with push handles *H48 cm from the underside of the seat*
- CRUG12** Backrest cover Bisonyl standard
- CRUG12-M Backrest cover Bisonyl custom made *please specify H or attach a drawing + dimensions*
H: cm
- CRUG12-B Upholstered backrest custom made *please specify A, B & G and material*
- CRUG12-BZIJ Upholstered backrest with lateral support custom made *please specify A - G and material*
- CRUG12-C Upholstered contoured backrest custom made *please specify A - G and material*



CRUG01-M: Side view of backrest bracket



Front view of upholstered backrest



Side view of upholstered backrest (optional a difference between left and right)

- A: cm overall backrest height
- B: cm overall backrest width
- C: cm distance between the lateral supports
- D: cm external depth of the lateral supports
- E: cm height of the lateral supports
- F: cm lateral support starting from the top of backrest
- G: cm from upper part seat to underside of the backrest

- Material: Neoprene
 Platilon
 Santo *only possible with an upholstered backrest without lateral supports or contoured shell*

Armrests

Armrest height is measured from the top of the seat (8 cm thickness) to the top of the arm pad.



CARM03-15SET



CARM03-18SET



CARM01-23SET



CARM02-23SET



CARM11-23SET

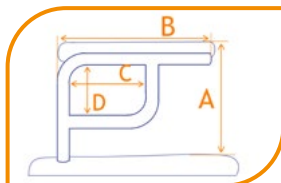


CARM07-18SET



CARM09-23SET

- CARM03-15SET Armrest set, single bend *height 15 cm, length 24 cm*
- CARM03-18SET Armrest set, single bend *height 18 cm, length 24 cm*
- CARM01-23SET Armrest set, single bend *height 23 cm, length 32 cm*
- CARM02-23SET Armrest set, reinforced *height 23 cm, length 32 cm*
- CARM11-23SET Double-legged armrest set *height 23 cm, length 31 cm, mandatory in case of a side-opening*
- CARM07-18SET Armrest set with horizontal forward bend *height 18 cm, length 29 cm*
- CARM09-23SET Armrest set with horizontal forward bend *height 23 cm, length 37 cm*
- CARM04-SET Armrest set custom made *please specify A - D or attach a drawing + dimensions*



Side view

- A: cm top of seat to top of arm pad
- B: cm length of armrest from front to rear
- C: cm length of support tube relative to the rear of the armrest
- D: cm height of support tube relative to the top of the armrest

Armpads

- Material:
- Neoprene
 - Platilon
 - Santo



CARM05-30SET



CARM06-25SET



CARM06-ZIJSET

- CARM05-30SET Armpads standard for H23 cm, Santo black *W6xL30 cm, for an alternative colour select CARM05-MSET*
- CARM06-25SET Armpads standard for H15 and H18 cm *W6xL25 cm, please specify material*
- CARM06-ZIJSET Armpads custom made with side panel *please specify dimensions and material*
Dimensions: W: cm L: cm H: cm
- CARM05-MSET Armpads custom made *please specify dimensions and material*
Dimensions: W: cm L: cm

AARM06E

Additional work will be charged for armpads with $W > 6$ cm, $L > 35$ cm, $H > 3$ cm, contoured shapes, etc.

 Always choose one of the **orange** marked item numbers for a configuration that fits in the suitcase.

Foot support

Material: Neoprene
 Platilon
 Santo



CBE01SET



CVOE01-V



CVOE01-TW



CBE02SET



CBE04SET

- CBE01SET** Swing-away legrests with fold-up footplates, set
- CVOE01-V** Upholstery for fold-up footrests one-piece *W30xL25 cm*
- CVOE01-TW** Upholstery for fold-up footrests two-piece, set *W15xL25 cm*
- CBE02SET Comfort legrests with calf plates and footplates, set
- CBE04SET Comfort amputation supports, set
- No footrest

Bedpan



CTOO03



CTOO02




CTOO04



CTOO10

- CTOO03** Insertion rails for stainless steel bedpan or bucket
- CTOO02 Stainless steel bedpan with lid
- CTOO04 Stainless steel toilet bucket with lid
- CTOO10** Toilet bucket foldable, silicone

 Always choose one of the **orange** marked item numbers for a configuration that fits in the suitcase.

Accessories



CSTE03



CSTE03



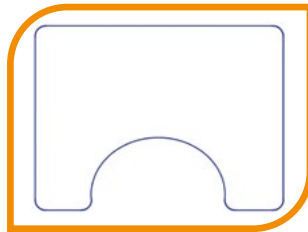
CGOR02



CKUI01



CKUI04



CTAF01



CBED01

CDRT02 Suitcase *Please note! Not all configurations fit in the suitcase*

CSTE03 Headrest PU

CGOR02 Pelvic belt *specify L, measured from knob to knob of the backrest angle adjuster*
L: cm

CKUI01 Adjustable neoprene calf strap

CKUI03 Adjustable Bisonyl calf strap

CKUI04 Detachable tube protector *Platilon*

CTAF01 Tabletop with accessories *select mounting side*
 Left Right Both

CBED01 Bedhook and receiver *select mounting side*
 Left Right Both

Comments

Drawings